

BATES LEATHERS
 3671 Industry Ave., Unit C5 • Lakewood, CA 90712
 tel: [562] 426-8668 • fax: [562] 426-4001
 info@batesleathers.com



STANDARD ORDER FORM

| |
|-----------------|
| OFFICE USE ONLY |
| |

A. PLEASE PRINT SHIPPING ADDRESS (IF DIFFERENT FROM BILLING)

Name: _____

Address: _____

City: _____ State: _____ ZIP: _____

Daytime phone number: [____] ____ - ____ Email address: _____

B. ORDER DESCRIPTION

| ITEM | COLOR(S) | SIZE | QTY | PRICE | TOTAL |
|------------|----------|------|-----|-------|-------|
| | | | | | |
| | | | | | |
| | | | | | |
| | | | | | |
| | | | | | |
| Sub Total: | | | | | |

I approve this order. SIGNATURE: _____ DATE: ____ / ____ / ____

CIRCLE ONE: CHECK OR MONEY ORDER

C. PLEASE PRINT BILLING AND PAYMENT METHOD



Name: _____

Address: _____ Daytime phone : [____] ____ - ____

City: _____ State: _____ ZIP: _____

Card number: _____ Exp.Date: ____ / ____ CVC Code: _____

CARDHOLDER SIGNATURE: _____

BY SIGNING THIS, CUSTOMER GIVES PERMISSION TO BATES LEATHERS TO USE THE ABOVE CREDIT CARD FOR PURCHASES MADE IN REGARDS TO THIS ORDER. CUSTOMER ALSO AGREES THERE WILL BE NO REFUNDS ON CUSTOM MADE ITEMS OF ANY KIND.



TERMS AND CONDITIONS

ORDERS: Prices –FOB Lakewood, CA and subject to shipping and handling charges. Standard items may be ordered by telephone when payment is made by Visa or MasterCard. All other orders should be mailed to:

Bates Leathers (562) 426-8668 phone
3671 Industry Ave. - Unit C5 (562) 426-4001 fax
Lakewood, CA 90712

TERMS: Full payment in advance required on all items totaling less than \$500.00. Custom orders must be submitted in writing. Visa and MasterCard along with personal checks and money orders are accepted as payment. When personal checks are sent please allow an additional 2-3 weeks for processing of order, as check must clear bank before shipping.

Initial here _____

SHIPPING: All orders sent via United Parcel Service (UPS). Unless specified by the customer the order will be shipped UPS Ground Label service. International shipments will be made via United Parcel Service Worldwide Express. All shipments foreign and domestic are billed at the customers' expense and added to the final invoice total.

DEPOSITS: Full payment or minimum deposits must accompany every order. Minimum deposits are as follows:

Suits – No less than \$200.00 or 50 % of total order Pants – No less than \$200.00 or 50% of total order
Jackets – No less than \$200.00 or 50% of total order

Minimum deposits are non-refundable once order is "in process"**.

** "In process" means once order is taken and deposit is given, order is in process. **

Initial here _____

The balance of each order is due within 15 days of initial order submission.

RETURNS/EXCHANGES: Subject to a handling/restocking fee. Customer must notify Bates upon returning any item for refund or exchange.

There are absolutely no refunds on custom orders.

Bates will make every attempt to rectify a custom order. Customer is responsible for return postage and insurance.

Initial here _____

Any questions on custom orders must be presented to Bates within 30 of receipt of order.

CLAIMS: Must be filed by customer with carrier at time of delivery. If it is necessary to refuse shipment because of damage, customer must notify Bates also.

If customer chooses to file legal action against Bates Industries, Inc. dba

Initial here _____

Bates Leathers, they agree to do so in the county of Los Angeles, CA.

I have read and understand the "Terms and Conditions" and agree to them as set forth above.

Customer Signature _____ Date ___/___/___

BATES LEATHERS

3671 Industry Ave., Unit C5 • Lakewood, CA 90712
 tel: [562] 426-8668 • fax: [562] 426-4001
 info@batesleathers.com



MEASURING FORM

Name of person _____

garment is to be made for: _____

Height: _____ Weight: _____ lbs Age: _____

Circle riding position:



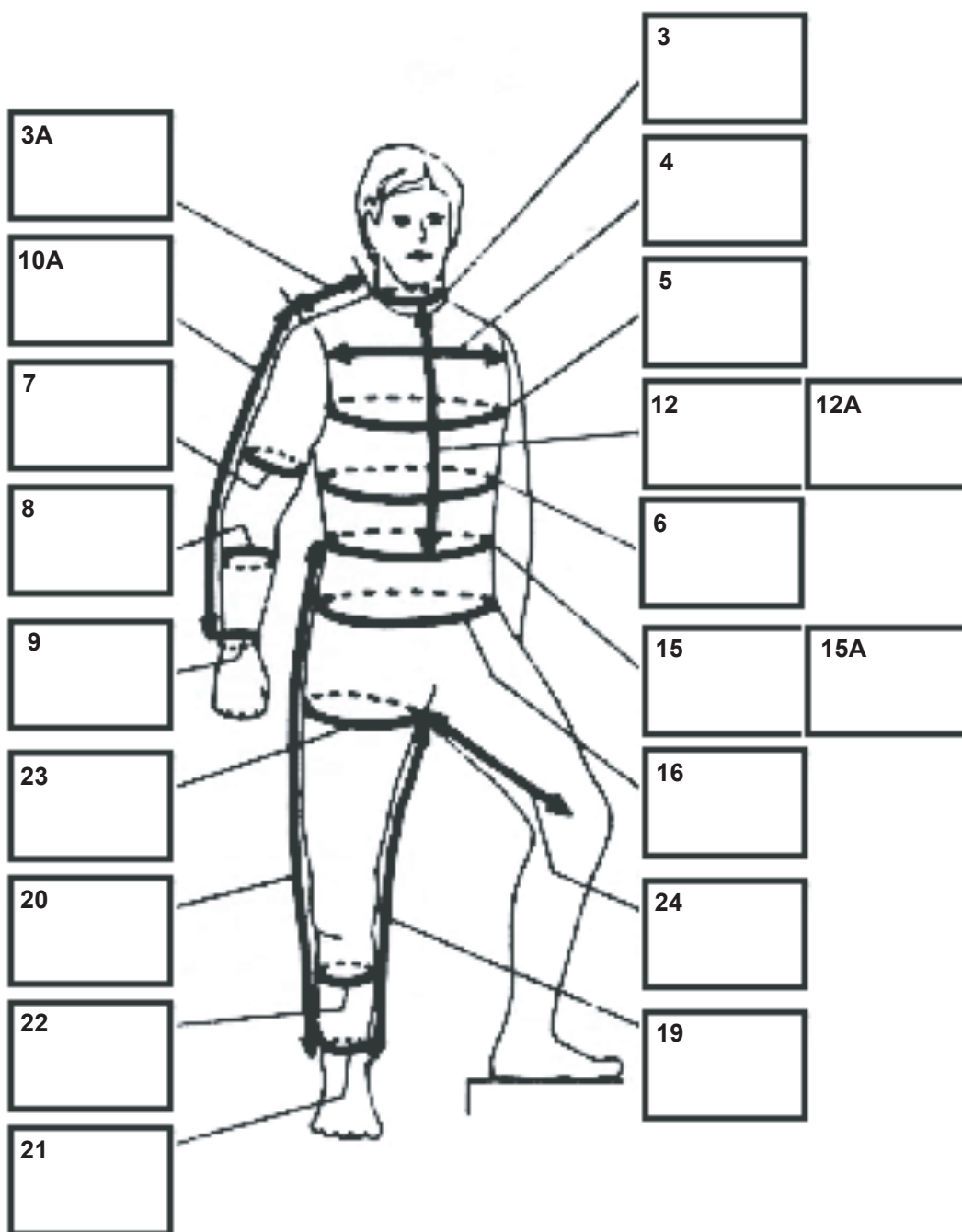
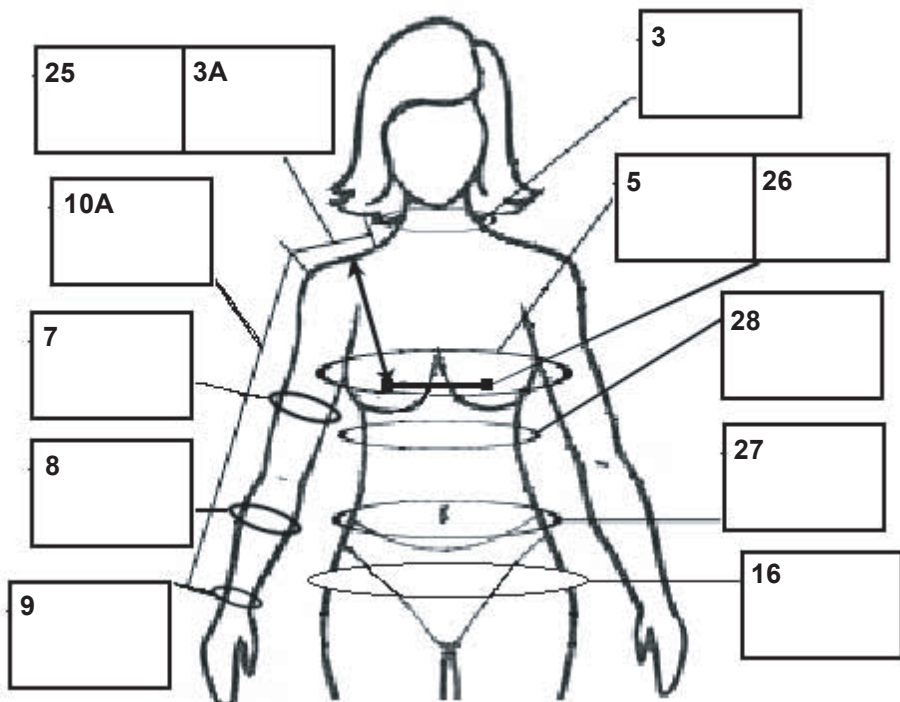
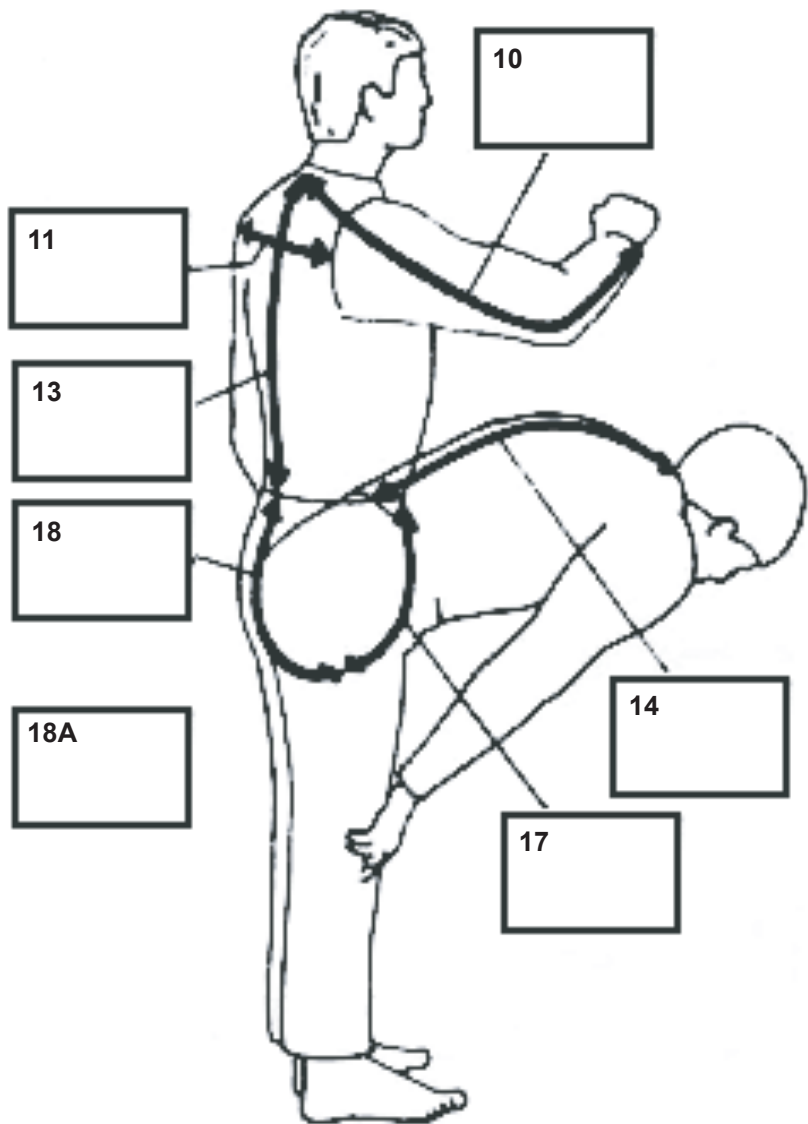
- Pants worn inside boots
 - Pants worn outside boots
 - Back protector worn
 - Cut for regular fit*
 - Cut for loose fit*
- * when riding cycle

DO NOT MEASURE YOURSELF!

Have someone else measure you. Measure over your t-shirt and jeans or similar snug-fitting clothes. Use a cloth measuring tape and keep snug, but not tight.

Allow for growth Where? _____

Allow for muscle pump-up Where? _____





MEASURING FORM instructions

DO NOT MEASURE YOURSELF!

Have someone else measure you. Measure over your t-shirt and jeans or similar snug-fitting clothes.
Use a cloth measuring tape and keep snug, but not tight.

1. Height –in stocking feet.
2. Weight.

For upper body measurements, stand upright in normal relaxed stance.

3. Around base of neck- where collar starts (avg. 16").
- 3a. From base of neck to shoulder joint (avg. 6").
4. Across upper chest, between seams- about 4" below base of neck.
Use the shoulder joints as your reference points (42 chest, avg. 16).
5. Around the fullest part of chest- high under arms as shown.
6. Around midsection, about 4" above navel.
7. Around expanded biceps.
8. Around expanded forearms
9. Around wrists, over wrist bone.
10. See sketch- from base of neck in center of back, around elbow point, to center of wrist bone.
- 10a. From shoulder joint to center of wrist bone.
11. Across back of shoulders about 6" from base of neck.
Use the shoulder joints as your reference points (42" chest, avg. 17").
12. Base of neck in front to belt band in standing position.
- 12a. Base of neck in front to navel in standing position.
13. Base of neck in back to belt band in standing position.
14. See sketch- base of neck in back to belt band in bend position.
15. Around body at belt band.
- 15a. Around body at navel.
16. Around the fullest part of the hips/ butt.

For lower body measurements, spread feet comfortable apart.

17. From top of belt band to center crotch in front.
18. From center of crotch seam to top of belt band in back.
- 18a. From top belt band in back, between legs to top of belt band in front.
19. From crotch to center of anklebone.
20. From top of belt band to center of anklebone.
21. Around the leg just above the anklebone.
22. Around largest part of calf.
23. Around largest part of thigh near crotch.
24. Put foot on chair so leg is bent.
Measure from crotch to center of knee joint on inside of leg.

• FOR WOMEN ONLY •

25. From center of shoulder to center of fullest part of bust.
26. From center to center, as shown
27. Around the midway between waist and fullest part of hips/butt.
28. Around body directly under bust.